

Exchangeable kit

ATS MA15/S-14

Item 114779-KIT



GO TO PRODUCT

ingun®

Partner for Future Technology

- Large useable area 600 x 450 mm
- Quick, tool-free set-up, can be used without readjustment
- Modular, configurable internal interface for up to 14 interface blocks
- Installation space between probe plate and wiring protection plate increased to 100 mm
- Ventilation slits on the side panels
- Pressure plate unit and probe plate unit can be screwed together with stacking screws to form a unit with protected probe field
- Use of reinforcement bars recommended for configurations with more than 300 test probes or a force greater than 500 N

Application

The exchangeable kit is intended for use in the MA 2115 manual test fixture. It offers a usable area of 600 x 450 mm and is used for precise, reliable contacting of large PCBs.

Customised to the circuit board to be tested, the PC board is processed. The processing includes drilling holes in the probe plate, the moving plate, and the pressure plate, adding mechanisms for lateral contacting, if necessary, jigs for adjustment work on the PC board, equipped with spring-loaded test probes, push rods, and wiring.

Delivery

The fixture must be assembled upon delivery. This enables immediate DUT-specific machining.

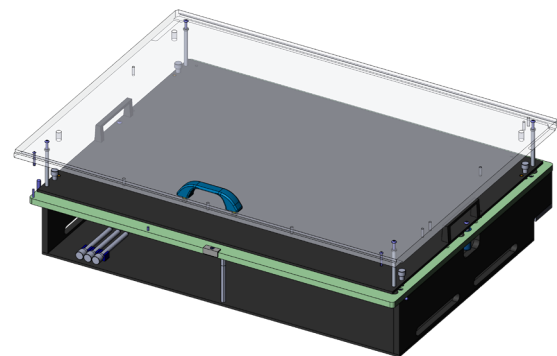
Note:

For configurations with more than 300 test probes or a force greater than 500 N, the use of reinforcing bars is recommended.

General data

Product group:	ATS manual test fixture (MA)
Subseries:	ATS MAxx
Series:	ATS MA15
Version:	With interface
Scope of delivery:	Unassembled
For tandem fixtures:	No
Max. interface signals:	1700
Interface blocks required:	Device under test (DUT) side
Max. internal interface blocks:	14
Internal interface:	Available
Dual-stage contacting:	<p>Yes, with compatible additional option</p>
Double-sided contact:	<p>Yes, with compatible additional option</p>
Weight:	12.5 kg [27.5 lbs]
Min. temperature:	10 °C [50 °F]
Max. temperature:	60 °C [140 °F]
Low voltage:	No
RoHS-compliant:	Yes

NEW



INGUN SELECTION

Note:

The unpopulated internal interface is populated with SB-P interface blocks (DUT side). The maximum permissible interface force of 1,870 N must be observed.

Note:

The INFO 1317 customisation guidelines is used for professional installation.

Note:

Expansion with function units, e.g. locking units, safety switches, is possible in accordance with the INGUN technical handbook.

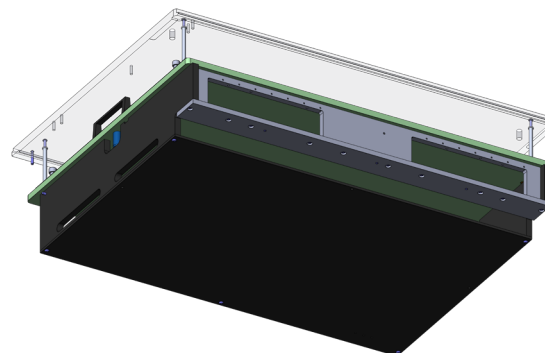
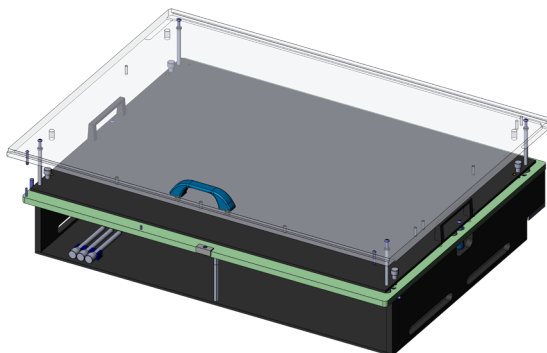
Compatible with

Manual test fixtures (MA):	MA 2115
----------------------------	---------

Technical data

Pushrod length:	60 mm [2.36 in]
Test probe installation height, top:	16 mm [.629 in]
Test probe installation height, bottom:	10.5 mm [.413 in]
Test probe installation height, dual-stage, bottom:	16 mm [.629 in]
Free space above PCB:	58 mm [2.28 in]
Useable area (WxD):	600 x 450 mm [23.6 x 17.7 in]
Outer dimensionS (WxDxH):	681 x 523 x 232 mm [26.8 x 20.5 x 9.13 in]

EXCHANGEABLE KITS

**Basic unit & accessories**

Part no.	Designation	Version
Basic unit		
116000	MA 2115/D/H/S-14	Manual test fixture
Accessories		
115006	FB-VSL-KIT-NDH-ATSMA15	Stiffener bar pressure frame unit
115008	FB-VSL-KIT-KTE-ATSMA15	Stiffener bar probe plate unit
41899	FB-ALS-ATSMAxx/xxx	ESD discharge probe
41880	ESD earthing screw	ESD earthing screw for internal interface

INGUN Prüfmittelbau GmbH

Max-Stromeyer-Straße 162
 78467, Constance, Germany
 Phone +49 7531 8105-0
 Customer hotline +49 7531 8105-888
 Fax +49 7531 8105-65
 info@ingun.com

