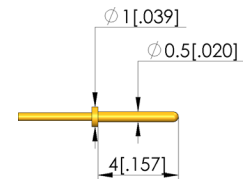
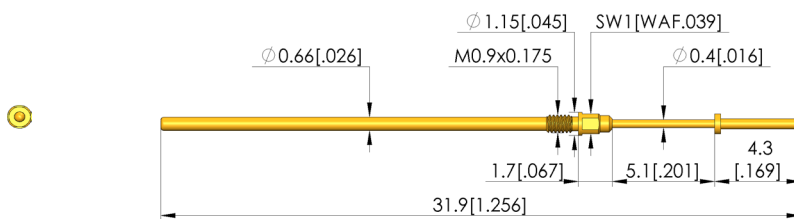




## Positionstest

Zur Überprüfung der korrekten Position des Kontaktterminals im Steckergehäuse

### INGUN SELECTION



### General data

Screw-in torque max.:	1 cNm [.088 lbf-in]
Product group:	Step probes
Sub-product group:	Step probes
Series:	T-097 MO screw-in
Grid:	1.27 mm [50 mil]
Contacting from:	Pad
Magnetic:	Yes
Installation type:	Screw-in
Quick-exchange system:	Yes
Adjustable installation height:	No
Non-rotating:	No
Screw-in torque:	.5 - 1 cNm [.044 - .088 lbf-in]
Compatible receptacle(s):	KS-097 MO
Min. temperature:	-40 °C [-40 °F]
Max. temperature:	80 °C [176 °F]
RoHS-compliant:	Yes

### Tip style data

Tip style:	05 bullet-nosed (full radius)
Tip diameter:	0.5 mm [.019 in]
Tip style surface:	A gold
Tip style material:	3 CuBe
Step probe tip height:	4 mm [.157 in]
Disk diameter:	1 mm [.039 in]

### Electrical data

Current load capacity / rated current:	3 A
Typical resistance (Ri):	50 mOhm

### Mechanical data

Total length:	31.9 mm [1.25 in]
Barrel diameter:	0.66 mm [.025 in]
Maximum stroke:	5 mm [.196 in]
Spring pre-load:	0.39 N [1.4 ozf]
Collar height:	02
Spring force at working stroke:	1.1 N [3.95 ozf]
Recommended working stroke:	4 mm [.157 in]

# Test Probe

## T-097 305 050 400 100A1102MO

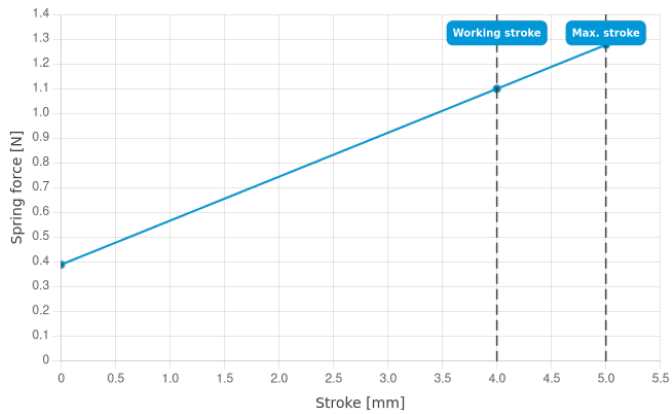
Item T-097-0009



GO TO PRODUCT

# ingun®

Partner for Future Technology



### INGUN Prüfmittelbau GmbH

Max-Stromeyer-Straße 162  
78467, Constance, Germany  
Phone +49 7531 8105-0  
Customer hotline +49 7531 8105-888  
Fax +49 7531 8105-65  
info@ingun.com



Prices and delivery times on request.  
Technical changes reserved. 12/25\_GB

Learn more about  
Screw-in test probe



SCREW-IN TEST PROBE

ingun.com