

# Side approach mechanism SAM-M-14-300N-202-145

Item 12306

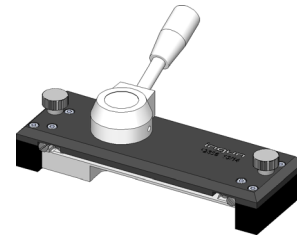


GO TO PRODUCT

**ingun**<sup>®</sup>

Partner for Future Technology

- Reliable lateral contacting
- Durable, maintenance-free precision guidance
- Space-saving, simple, and precise installation
- Manual actuation
- Schnell wechselbar über zwei Rändelschrauben



## Application

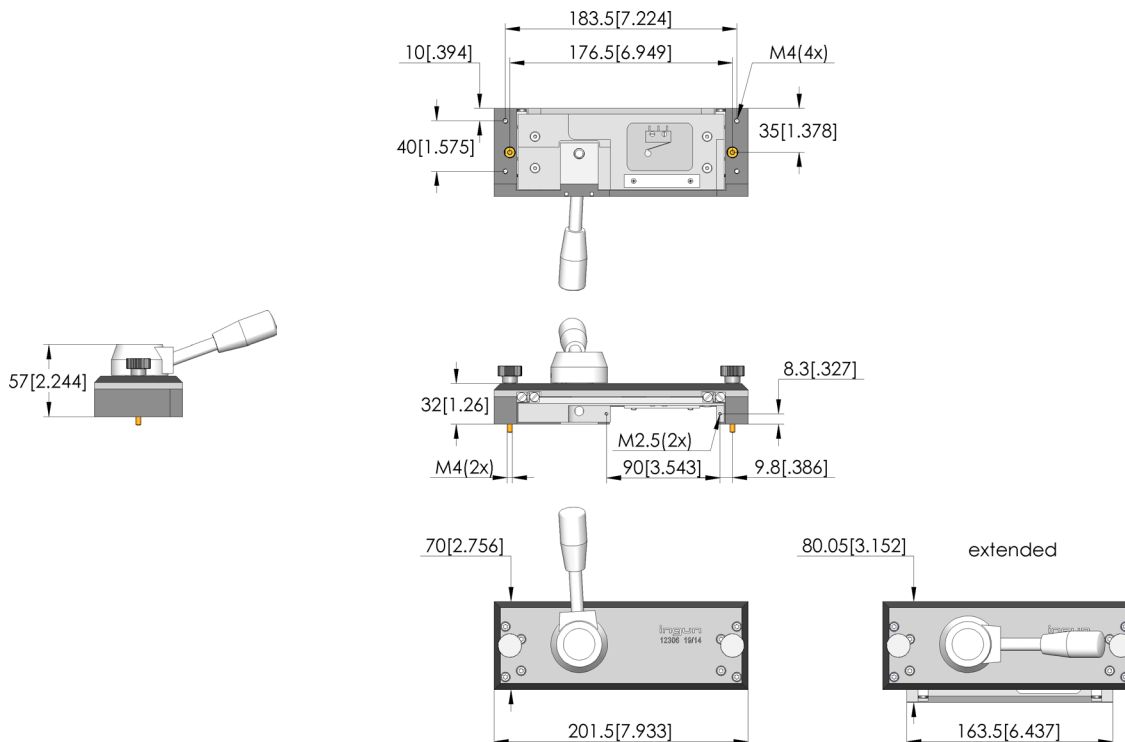
Side approach mechanisms (SAM) are provided for the reliable contacting of electronic components on printed circuit boards (PCBs) which require a lateral contact stroke movement.

## Confirmation

Activation is manual, and is achieved by turning the activation lever approximately 90° in a clockwise direction.

## Function

Die manuelle Seitenanfahrmechanik wird „vorwärts drückend“ eingesetzt. Sie wird auf der Andruckplatte montiert. Die Endlage der Hubmechanik wird über einen im Lieferumfang enthaltenen Mikroswitcher (Schließer) abgefragt. Nach Betätigung bleibt die Hubmechanik in stabiler Endlage.



## General data

Product group:	Side approach mechanism (SAM)
Series:	SAM-M
Accessory type:	Customising accessories
Contact stroke generation:	Manual
Weight:	0.78 kg [1.71 lbs]
Min. temperature:	-5 °C [23 °F]
Max. temperature:	60 °C [140 °F]

## Compatible with

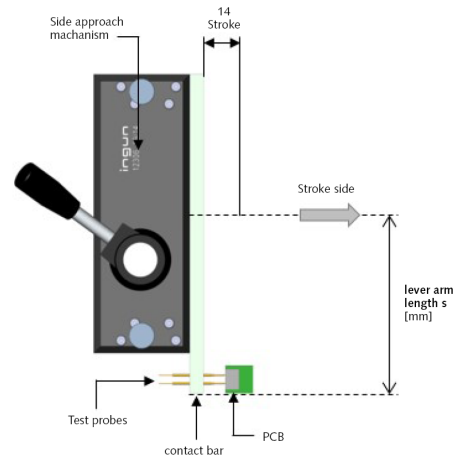
Manual test fixtures (MA):	MA 20xx
Pneumatic test fixtures (PA):	PA xxxx
Vacuum test fixtures (VA):	VA xxxx
MA exchangeable kits (ATS MA):	ATS MAxx

## Technical data

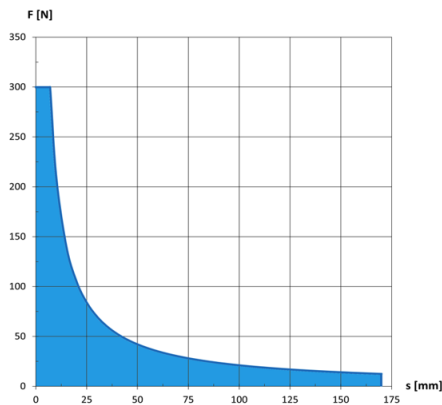
Max. contact stroke force:	300 N [1,079 ozf]
Max. contact stroke:	14 mm [.551 in]
Contact stroke detection:	Micro switch
Max. lever arm length:	170 mm [6.69 in]
Max. torque:	2.1 Nm [18.5 lbf·in]
Outer dimensionS (WxDxH):	202 x 145 x 85 mm [7.95 x 5.7 x 3.34 in]



GO TO PRODUCT



### Permitted load



### INGUN Prüfmittelbau GmbH

Max-Stromeyer-Straße 162  
78467, Constance, Germany  
Phone +49 7531 8105-0  
Customer hotline +49 7531 8105-888  
Fax +49 7531 8105-65  
info@ingun.com

